

# Phase 2 High Frequency Words Writing Practice

Look and say	Look, say and write	Say and trace	Cover and write
<b>a</b>		<i>a</i>	
<b>an</b>		<i>an</i>	
<b>as</b>		<i>as</i>	
<b>at</b>		<i>at</i>	
<b>if</b>		<i>if</i>	
<b>in</b>		<i>in</i>	
<b>is</b>		<i>is</i>	
<b>it</b>		<i>it</i>	

# Phase 2 High Frequency Words Writing Practice

Look and say	Look, say and write	Say and trace	Cover and write
<b>of</b>		<i>of</i>	
<b>off</b>		<i>off</i>	
<b>on</b>		<i>on</i>	
<b>can</b>		<i>can</i>	
<b>dad</b>		<i>dad</i>	
<b>had</b>		<i>had</i>	
<b>back</b>		<i>back</i>	
<b>and</b>		<i>and</i>	

# Phase 2 High Frequency Words Writing Practice

Look and say	Look, say and write	Say and trace	Cover and write
<b>get</b>		<i>get</i>	
<b>big</b>		<i>big</i>	
<b>him</b>		<i>him</i>	
<b>his</b>		<i>his</i>	
<b>not</b>		<i>not</i>	
<b>got</b>		<i>got</i>	
<b>up</b>		<i>up</i>	
<b>mum</b>		<i>mum</i>	

# Phase 2 High Frequency Words Writing Practice

Look and say	Look, say and write	Say and trace	Cover and write
<b>but</b>		<i>but</i>	
<b>put</b>		<i>put</i>	
<b>the</b>		<i>the</i>	
<b>to</b>		<i>to</i>	
<b>I</b>		<i>I</i>	
<b>no</b>		<i>no</i>	
<b>go</b>		<i>go</i>	
<b>into</b>		<i>into</i>	

# Phase 3 High Frequency Words Writing Practice

Look and say	Look, say and write	Say and trace	Cover and write
<b>will</b>		<i>will</i>	
<b>that</b>		<i>that</i>	
<b>this</b>		<i>this</i>	
<b>then</b>		<i>then</i>	
<b>them</b>		<i>them</i>	
<b>with</b>		<i>with</i>	
<b>see</b>		<i>see</i>	
<b>for</b>		<i>for</i>	

# Phase 3 High Frequency Words Writing Practice

Look and say	Look, say and write	Say and trace	Cover and write
<b>now</b>		<i>now</i>	
<b>down</b>		<i>down</i>	
<b>look</b>		<i>look</i>	
<b>too</b>		<i>too</i>	
<b>he</b>		<i>he</i>	
<b>she</b>		<i>she</i>	
<b>we</b>		<i>we</i>	
<b>me</b>		<i>me</i>	

# Phase 3 High Frequency Words Writing Practice

Look and say	Look, say and write	Say and trace	Cover and write
<b>be</b>		<i>be</i>	
<b>was</b>		<i>was</i>	
<b>you</b>		<i>you</i>	
<b>they</b>		<i>they</i>	
<b>all</b>		<i>all</i>	
<b>are</b>		<i>are</i>	
<b>me</b>		<i>me</i>	
<b>her</b>		<i>her</i>	

# Phase 4 High Frequency Words Writing Practice

Look and say	Look, say and write	Say and trace	Cover and write
<b>went</b>		<i>went</i>	
<b>it's</b>		<i>it's</i>	
<b>from</b>		<i>from</i>	
<b>children</b>		<i>children</i>	
<b>just</b>		<i>just</i>	
<b>help</b>		<i>help</i>	
<b>said</b>		<i>said</i>	
<b>have</b>		<i>have</i>	



# Phase 4 High Frequency Words Writing Practice

Look and say	Look, say and write	Say and trace	Cover and write
<b>like</b>		<i>like</i>	
<b>so</b>		<i>so</i>	
<b>do</b>		<i>do</i>	
<b>some</b>		<i>some</i>	
<b>come</b>		<i>come</i>	
<b>were</b>		<i>were</i>	
<b>there</b>		<i>there</i>	
<b>little</b>		<i>little</i>	

# Phase 4 High Frequency Words Writing Practice

Look and say	Look, say and write	Say and trace	Cover and write
<b>one</b>		<i>one</i>	
<b>when</b>		<i>when</i>	
<b>out</b>		<i>out</i>	
<b>what</b>		<i>what</i>	

# Phase 5 High Frequency Words Writing Practice

Look and say	Look, say and write	Say and trace	Cover and write
<b>don't</b>		<i>don't</i>	
<b>old</b>		<i>old</i>	
<b>I'm</b>		<i>I'm</i>	
<b>by</b>		<i>by</i>	
<b>time</b>		<i>time</i>	
<b>house</b>		<i>house</i>	
<b>about</b>		<i>about</i>	
<b>your</b>		<i>your</i>	

# Phase 5 High Frequency Words Writing Practice

Look and say	Look, say and write	Say and trace	Cover and write
<b>day</b>		<i>day</i>	
<b>made</b>		<i>made</i>	
<b>came</b>		<i>came</i>	
<b>make</b>		<i>make</i>	
<b>here</b>		<i>here</i>	
<b>saw</b>		<i>saw</i>	
<b>very</b>		<i>very</i>	
<b>put</b>		<i>put</i>	

# Phase 4 High Frequency Words Writing Practice

Look and say	Look, say and write	Say and trace	Cover and write
<b>oh</b>		<i>oh</i>	
<b>their</b>		<i>their</i>	
<b>people</b>		<i>people</i>	
<b>Mr</b>		<i>Mr</i>	
<b>Mrs</b>		<i>Mrs</i>	
<b>looked</b>		<i>looked</i>	
<b>called</b>		<i>called</i>	
<b>asked</b>		<i>asked</i>	
<b>could</b>		<i>could</i>	

# Year 1 and 2 Common Exception Words

## Year 1

the	they	one
a	be	once
do	he	ask
to	me	friend
today	she	school
of	we	put
said	no	push
says	go	pull
are	so	full
were	by	house
was	my	our
is	here	
his	there	
has	where	
I	love	
you	come	
your	some	

## Year 2

door	gold	plant	clothes
floor	hold	path	busy
poor	told	bath	people
because	every	hour	water
find	great	move	again
kind	break	prove	half
mind	steak	improve	money
behind	pretty	sure	Mr
child	beautiful	sugar	Mrs
children	after	eye	parents
wild	fast	could	Christmas
climb	last	should	everybody
most	past	would	even
only	father	who	
both	class	whole	
old	grass	any	
cold	pass	many	

# THANKS FOR NOT PRINTING THIS PAGE!



Simply print from page 2 in your printing options, to avoid wasted paper and ink.

To find out more visit [www.twinkl.co.uk/eco](http://www.twinkl.co.uk/eco)



## Thanks for downloading and welcome to the twinkl family!

### If you love our resources, you'll love premium!

- Save valuable time- we know how precious time can be, so we've spent thousands of hours creating lovely resources, leaving you to focus on what's most important.
- All the tools and materials you will need to create an amazing learning environment for your little stars!
- The largest collection of premium resources on the web at less than 1p per resource!
- Find out more about Twinkl premium at [www.twinkl.co.uk/premium](http://www.twinkl.co.uk/premium)



### How to change the print size of this resource

- In your PDF reader, click the 'File' menu
- Select 'Print'
- Click the box next to 'Print Scaling' and select 'Multiple Pages Per Sheet'
- You will now have various options, which will enable you to print several pages on just one sheet of paper.

### A brief word about copyright...

By downloading this resource, you agree to the following:



Scan QR Code



You may use this resource for personal and/or classroom use only. We're more than happy for you to keep your own backup copy though.

In order to support us, we ask that you always acknowledge [www.twinkl.co.uk](http://www.twinkl.co.uk) as the source of the resource. If you love these resources, why not let others know about Twinkl?

You must not reproduce or share this resource with others in any form. They are more than welcome to download the resource directly from us.



You must not host or in any other way share our resources directly with others, without our prior written permission.

We also ask that this product is not used for commercial purposes and also that you do not alter the digital versions of our products in any way.

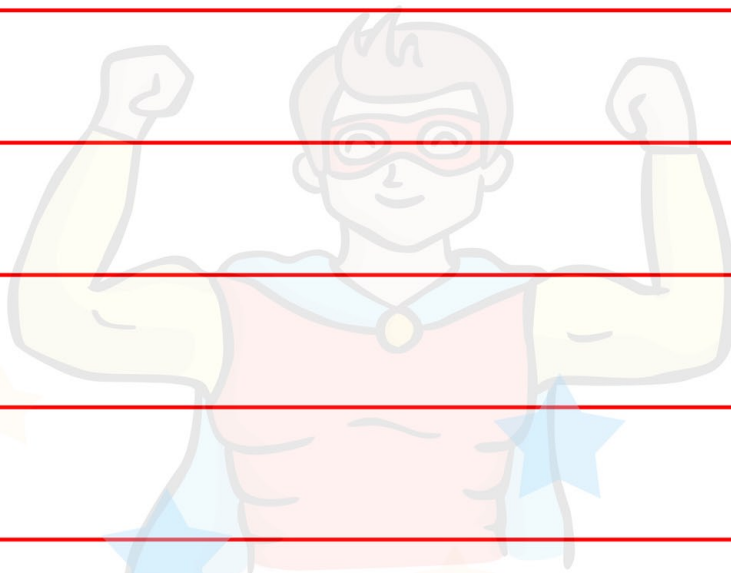
**We hope you enjoy the resource and we'll see you very soon! x**





# Books I Have Read

Number	Book Title	Rating ★ ★ ★ ★ ★
1		☆☆☆☆☆
2		☆☆☆☆☆
3		☆☆☆☆☆
4		☆☆☆☆☆
5		☆☆☆☆☆
6		☆☆☆☆☆
7		☆☆☆☆☆
8		☆☆☆☆☆
9		☆☆☆☆☆
10		☆☆☆☆☆
11		☆☆☆☆☆
12		☆☆☆☆☆
13		☆☆☆☆☆
14		☆☆☆☆☆







15

☆☆☆☆☆

16

☆☆☆☆☆

17

☆☆☆☆☆

18

☆☆☆☆☆

19

☆☆☆☆☆

20

☆☆☆☆☆

21

☆☆☆☆☆

22

☆☆☆☆☆

23

☆☆☆☆☆

24

☆☆☆☆☆

25

☆☆☆☆☆

26

☆☆☆☆☆

27

☆☆☆☆☆

28


☆☆☆☆☆

29

☆☆☆☆☆

30

☆☆☆☆☆



# THANKS FOR NOT PRINTING THIS PAGE!



Simply print from page 2 in your printing options, to avoid wasted paper and ink.

To find out more visit [www.twinkl.co.uk/eco](http://www.twinkl.co.uk/eco)



## Thanks for downloading and welcome to the twinkl family!

### If you love our resources, you'll love premium!

- Save valuable time- we know how precious time can be, so we've spent thousands of hours creating lovely resources, leaving you to focus on what's most important.
- All the tools and materials you will need to create an amazing learning environment for your little stars!
- The largest collection of premium resources on the web at less than 1p per resource!
- Find out more about Twinkl premium at [www.twinkl.co.uk/premium](http://www.twinkl.co.uk/premium)



### How to change the print size of this resource

- In your PDF reader, click the 'File' menu
- Select 'Print'
- Click the box next to 'Print Scaling' and select 'Multiple Pages Per Sheet'
- You will now have various options, which will enable you to print several pages on just one sheet of paper.

### A brief word about copyright...

By downloading this resource, you agree to the following:



Scan QR Code



You may use this resource for personal and/or classroom use only. We're more than happy for you to keep your own backup copy though.

In order to support us, we ask that you always acknowledge [www.twinkl.co.uk](http://www.twinkl.co.uk) as the source of the resource. If you love these resources, why not let others know about Twinkl?

You must not reproduce or share this resource with others in any form. They are more than welcome to download the resource directly from us.



You must not host or in any other way share our resources directly with others, without our prior written permission.

We also ask that this product is not used for commercial purposes and also that you do not alter the digital versions of our products in any way.

**We hope you enjoy the resource and we'll see you very soon! x**



A Book Review by \_\_\_\_\_

Your star rating for this book



Title: \_\_\_\_\_

Author: \_\_\_\_\_

**Plot**

What happens? Are there any plot twists?  
Did you find the plot interesting?

**Characters**

Who are the main characters?  
Who was your favourite character? Why?




**Your opinion**

Did you like the book?  
What was your favourite part? Why?

**Recommend**

Would you recommend  
this book to a friend?  
Why or why not?



# THANKS FOR NOT PRINTING THIS PAGE!



Simply print from page 2 in your printing options, to avoid wasted paper and ink.

To find out more visit [www.twinkl.co.uk/eco](http://www.twinkl.co.uk/eco)



## Thanks for downloading and welcome to the twinkl family!

### If you love our resources, you'll love premium!

- Save valuable time- we know how precious time can be, so we've spent thousands of hours creating lovely resources, leaving you to focus on what's most important.
- All the tools and materials you will need to create an amazing learning environment for your little stars!
- The largest collection of premium resources on the web at less than 1p per resource!
- Find out more about Twinkl premium at [www.twinkl.co.uk/premium](http://www.twinkl.co.uk/premium)



### How to change the print size of this resource

- In your PDF reader, click the 'File' menu
- Select 'Print'
- Click the box next to 'Print Scaling' and select 'Multiple Pages Per Sheet'
- You will now have various options, which will enable you to print several pages on just one sheet of paper.

### A brief word about copyright...

By downloading this resource, you agree to the following:



Scan QR Code



You may use this resource for personal and/or classroom use only. We're more than happy for you to keep your own backup copy though.

In order to support us, we ask that you always acknowledge [www.twinkl.co.uk](http://www.twinkl.co.uk) as the source of the resource. If you love these resources, why not let others know about Twinkl?

You must not reproduce or share this resource with others in any form. They are more than welcome to download the resource directly from us.



You must not host or in any other way share our resources directly with others, without our prior written permission.

We also ask that this product is not used for commercial purposes and also that you do not alter the digital versions of our products in any way.

**We hope you enjoy the resource and we'll see you very soon! x**



P




# My Progress

Date

Book Title

Parent/Teacher  
Comments



W

# THANKS FOR NOT PRINTING THIS PAGE!



Simply print from page 2 in your printing options, to avoid wasted paper and ink.

To find out more visit [www.twinkl.co.uk/eco](http://www.twinkl.co.uk/eco)



## Thanks for downloading and welcome to the twinkl family!

### If you love our resources, you'll love premium!

- Save valuable time- we know how precious time can be, so we've spent thousands of hours creating lovely resources, leaving you to focus on what's most important.
- All the tools and materials you will need to create an amazing learning environment for your little stars!
- The largest collection of premium resources on the web at less than 1p per resource!
- Find out more about Twinkl premium at [www.twinkl.co.uk/premium](http://www.twinkl.co.uk/premium)



### How to change the print size of this resource

- In your PDF reader, click the 'File' menu
- Select 'Print'
- Click the box next to 'Print Scaling' and select 'Multiple Pages Per Sheet'
- You will now have various options, which will enable you to print several pages on just one sheet of paper.

### A brief word about copyright...

By downloading this resource, you agree to the following:



Scan QR Code



You may use this resource for personal and/or classroom use only. We're more than happy for you to keep your own backup copy though.

In order to support us, we ask that you always acknowledge [www.twinkl.co.uk](http://www.twinkl.co.uk) as the source of the resource. If you love these resources, why not let others know about Twinkl?

You must not reproduce or share this resource with others in any form. They are more than welcome to download the resource directly from us.



You must not host or in any other way share our resources directly with others, without our prior written permission.

We also ask that this product is not used for commercial purposes and also that you do not alter the digital versions of our products in any way.

**We hope you enjoy the resource and we'll see you very soon! x**



# POW!

I want to find the meaning of the words...

twinkl


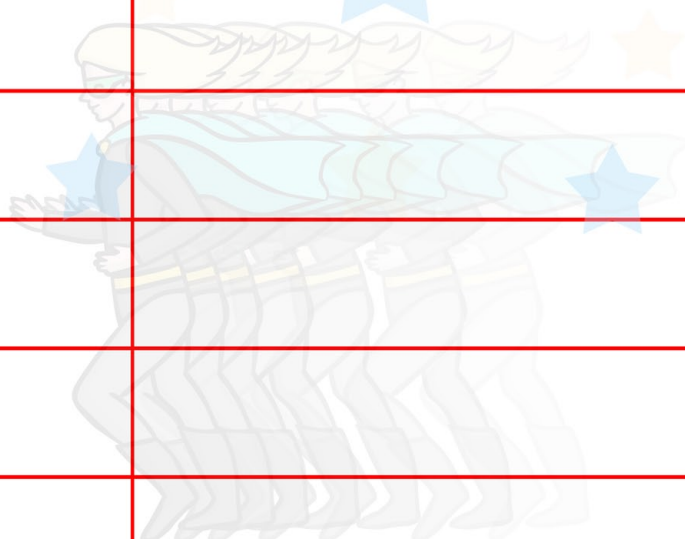
www.twinkl.co.uk  
Copyright © Twinkl Ltd



Word






Word Meaning



# W

# My Summer Holiday Snapshots





# Year 1 Summer English Activity Booklet Answers

## Bed in Summer by Robert Louis Stevenson

1. **When** does the child in this poem have to get up in **winter**? **Tick one.**

- in the day
- at lunchtime
- at night
- in the afternoon

2. **Find and copy** 8 words in the poem that **rhyme**.

**Children can choose 8 of the following rhyming words; night/light, way/day, see/tree, feet/street, you/blue and play/day.**

3. **What** does the child in the poem **hear** when going to bed in summer? **Tick one.**

- birds in the tree
- grown-up people's feet
- cars in the street
- children playing

4. Do you think the child in the poem prefers going to bed in **summer** or **winter**? **Why?**

**The child prefers going to bed in winter because, in summer, the child has to go to bed when it is still light outside.**

**Bed in Summer** by Robert Louis Stevenson

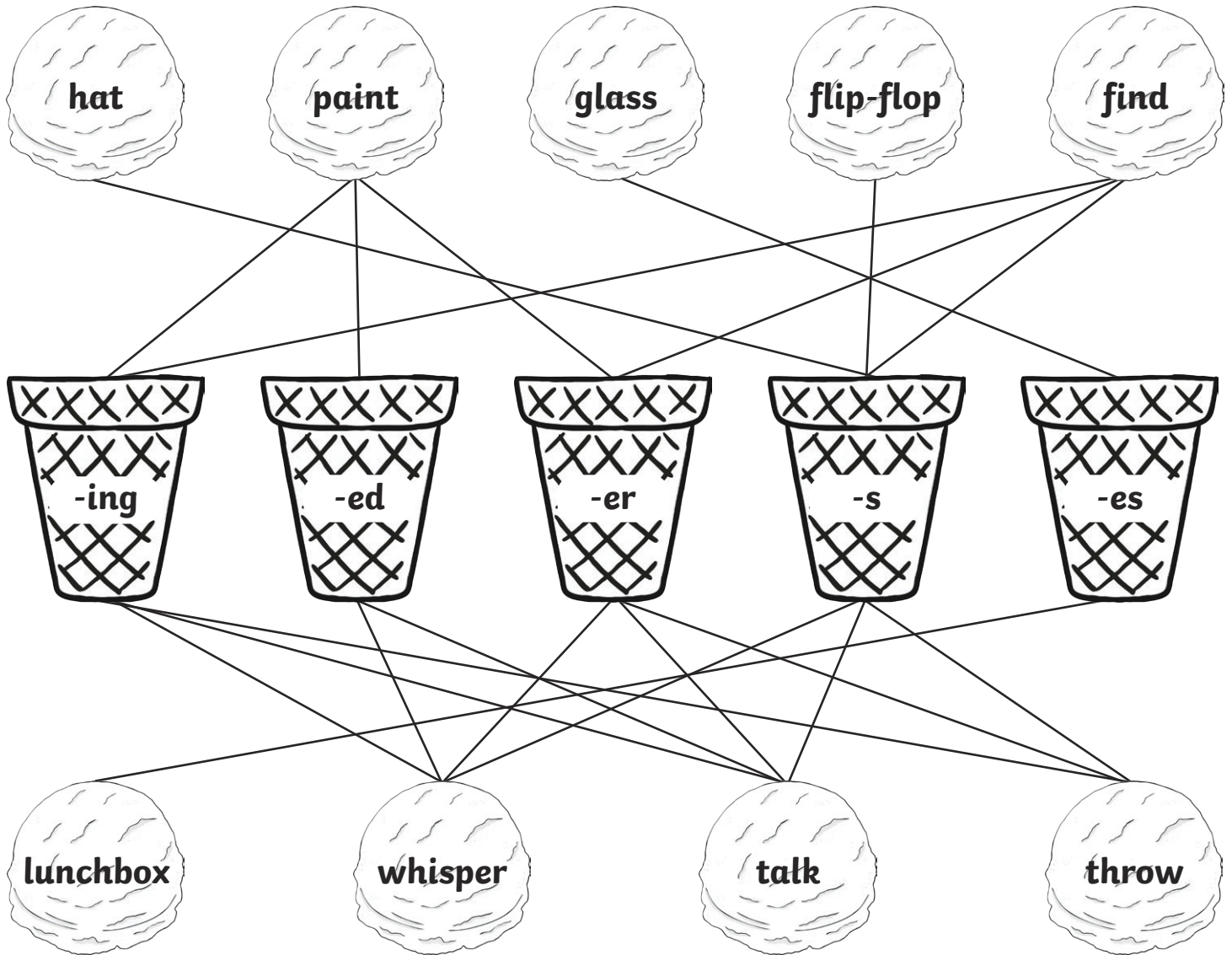
5. **Which words** in the poem tell you that it is set in the past?

**The words that tell you the poem is set in the past are 'dress by yellow candle-light.'**

6. This is the last verse of the poem. Can you work out and fill in the missing words?

And does it not seem hard to you,  
When all the sky is **clear** and **blue**,  
And I should like so much to **play**,  
To have to get to bed by **day**?

# Ice Cream Match-Up!



# Summer Sports Day Race!

1. Steven is **faster** than Amena.
2. Chelsea is **faster** than Steven.
3. Amena is the **slowest**.
4. Amena is **slower** than Chelsea.
5. Chelsea is the **fastest**.
6. Steven is **slower** than Chelsea.

# How to Stay Safe in the Sun

1. **What** are the **different types of energy** the sun gives off? **Tick three.**

- invisible infrared heat
- x-ray vision
- visible light
- ultraviolet (UV) rays

2. People with **which kind of skin** need to take **extra** care in the sun to protect their skin?

**People with fair skin, or moles and freckles need to take extra care in the sun.**

3. **Why** can spending too much time in the sun be **harmful**? **Tick one.**

- because you can get hot
- because you can catch sun spots
- because you can get hungry
- because of the damage UV rays can do

4. **Between which times in the day** should you spend in the **shade**?

**You spend time in the shade between 11am and 3pm.**

5. What are **three** things you should aim to **cover up with in the sun**?

**1) hat**

**2) T-shirt**

**3) sunglasses**

6. **Which** of the five parts of the **Sun Safety Code** do you think is the **most important** and **why**?

**Child's own response, as long as it mentions one of the 5 parts of the Sun Safety Code, and a plausible explanation is given about why this is important.**

# Rubber Ring Time!

sun hat

beach

sunflower

shells

beach ball

plural

Singular

huts

kite

ice cream

holiday

barbecues

suitcases

seagulls

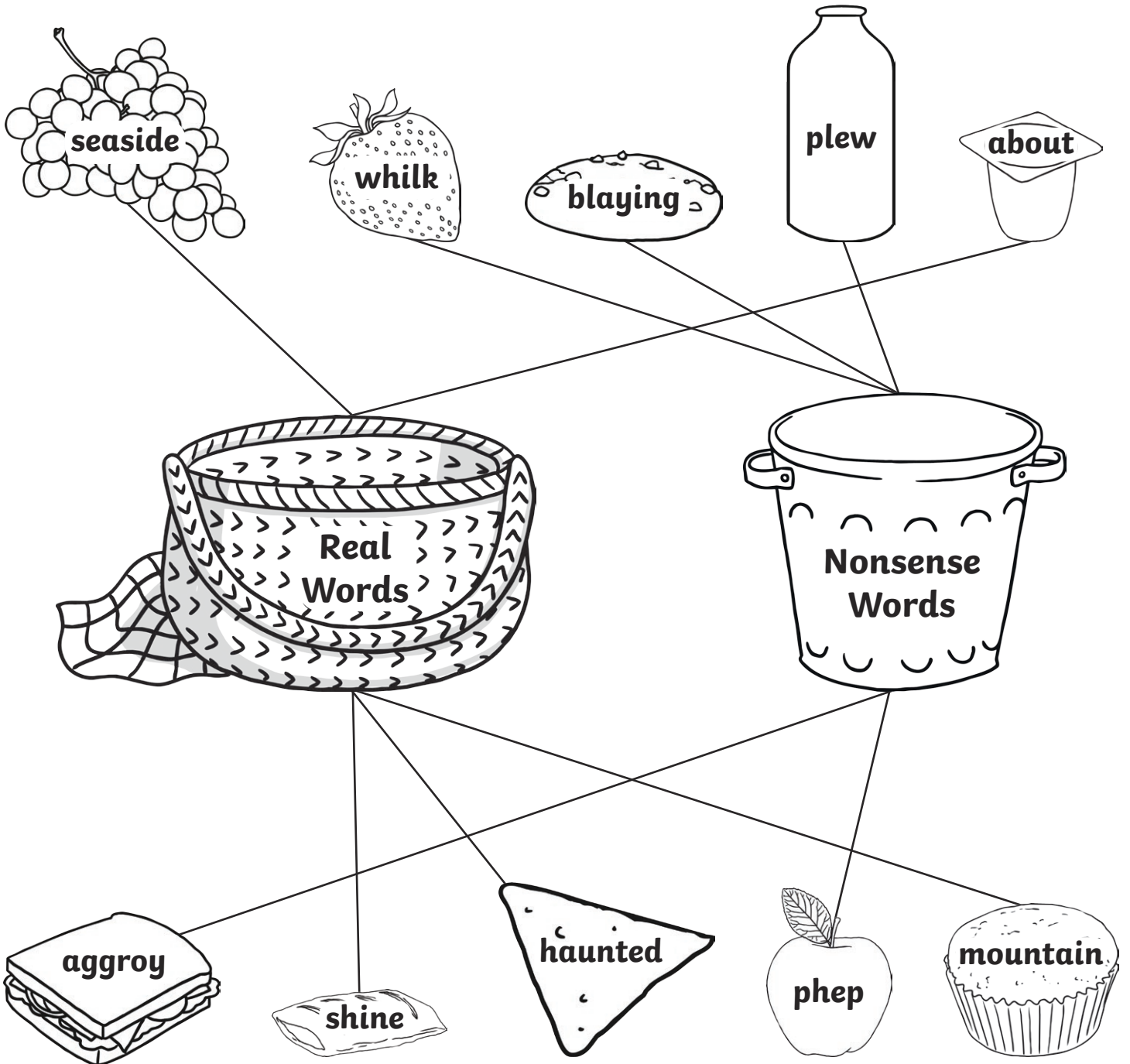
tents

# Summer Sentence Opposites!

1. My **kind** brother gave me his ice cream when mine fell on the ground.
2. Zara couldn't come to the picnic because she was feeling **unwell**.
3. My mum said I was very **helpful** because I helped her pack for our holiday.
4. It makes me so **happy** that, in the summer, we can play in the park every day.
5. When Sam went on holiday and left his teddy at home, his teddy felt very **unloved**.
6. I took my **ungrateful** best friend to the seaside with me, and she moaned and complained all day!



# A Summer Word Picnic!



# Reading a Summer Picture

1. How do you think the boy in the middle of the picture is feeling?

**E.g. I think he is feeling wet, cold and shocked because the water balloon that has hit him. I think he is feeling excited and having fun because a water balloon has hit him.**

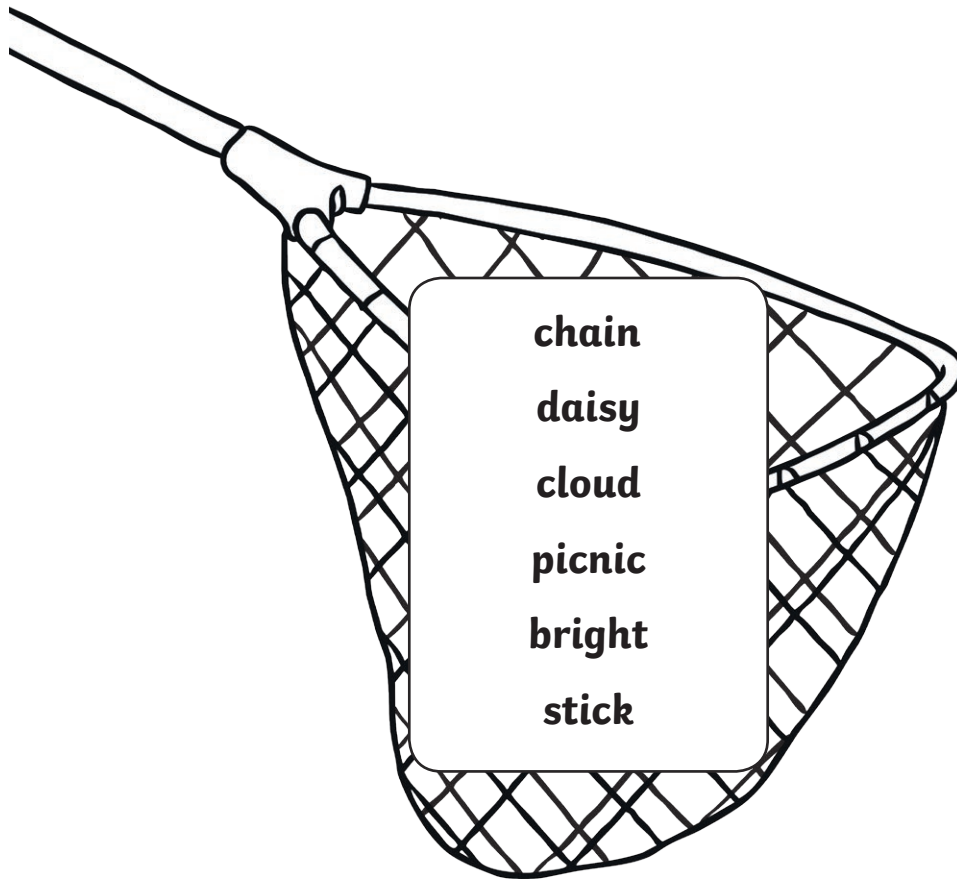
2. How do you think the water fight started?

**E.g. I think the water fight started on a hot day after a barbecue. It started when the girls started throwing water at the boys.**

3. Have you ever had a water fight? Write a description of it or a description of what you imagine it would be like.

**Child's own response/description.**

# Butterfly Catching!



Can you write one or two sentences using all the words you have collected in your net?

**Any Sentence(s) that use(s) all 6 words, e.g.**

**It was a bright day to go on a picnic, without a cloud in the sky. I made a daisy chain and made up a game with a stick.**

# Summer Word Search

w a t e r f i g h t d l  
 m n a a u g u s t k o x  
 f c d c g a i u w w l z  
 b z b j u n e q s i p b  
 s u m m e r f a i r h a  
 e f p t h i r s t y l r  
 j q z l q x n p k t n b  
 f x h l q c r a c o n e  
 g a r d e n o f h z h c  
 f w o m k g u z o o c u  
 s u n s h i n e q y w e  
 y t n m w x f v x p o v

summer fair	barbecue	zoo
sunshine	garden	thirst
dolphin	goal	June
August	cone	water fight

# Silly Summer Postcards!

Dear daniel,

I am having the best time ever in Barbados. There are loads of palm trees and coconuts everywhere I have been swimming in da sea every day and it is as hot as a Barth. Wish you were here!

Love from Jayden



---

---

---

---

Dear **D**aniel,

I am having the best time ever in Barbados. There are loads of palm trees and coconuts everywhere. I have been swimming in **the** sea every day and it is as hot as a **bath**. Wish you were here!

Love from Jayden



---

---

---

---

To Hardeep,

Are you having a good summer. I am writing to you from sunny, windy cornwall! I have been collecting crabs and shells on the beach. I thought i saw a mermaid in the sea but my dad says it was justa porpoise.

See you soon, your friend, Rosie



---

---

---

---

To Hardeep,

Are you having a good summer? I am writing to you from sunny, windy **Cornwall!** I have been collecting crabs and shells on the beach. I thought **I** saw a mermaid in the sea but my dad says it was **just a** porpoise.

See you soon, your friend, Rosie



---

---

---

---

Dear Dylan,

today I went on the London Eye, saw Big Ben, rode on a big red bus, and had afternoon tea. Can you guess where I am! That's right, London? It is very busy, noisy and exciting here. I think u would love it. See you in September, Li x



---

---

---

---

Dear Dylan,

Today I went on the London Eye, saw Big Ben, rode on a big red bus, and had afternoon tea. Can you guess where I am? That's right, London! It is very busy, noisy and exciting here. I think **you** would love it. See you in September, Li x



---

---

---

---

# Year 1 Summer

## English Activity Booklet

Name: \_\_\_\_\_





Read the beginning of the poem **Bed in Summer** by **Robert Louis Stevenson** and answer the following questions.

# Bed in Summer

In winter I get up at night  
And dress by yellow candle-light.  
In summer, quite the other way,  
I have to go to bed by day.

I have to go to bed and see  
The birds still hopping on the tree,  
Or hear the grown-up people's feet  
Still going past me in the street.

And does it not seem hard to you,  
When all the sky is clear and blue,  
And I should like so much to play,  
To have to go to bed by day?

By Robert Louis Stevenson



1. **When** does the child in this poem have to get up in **winter**? **Tick one.**

- in the day
- at lunchtime
- at night
- in the afternoon

2. **Find and copy** 8 words in the poem that **rhyme**.

_____	_____
_____	_____
_____	_____
_____	_____

3. **What** does the child in the poem **hear** when going to bed in summer? **Tick one.**

- birds in the tree
- grown-up people's feet
- cars in the street
- children playing

4. Do you think the child in the poem prefers going to bed in **summer** or **winter**? **Why?**

\_\_\_\_\_

\_\_\_\_\_

\_\_\_\_\_

5. **Which words** in the poem tell you that it is set in the past?

---

---


6. This is the last verse of the poem. Can you work out and fill in the missing words?

And does it not seem hard to you,  
When all the sky is \_\_\_\_\_ and \_\_\_\_\_,  
And I should like so much to \_\_\_\_\_,  
To have to get to bed by \_\_\_\_\_?




# Ice Cream Match-Up!

Can you draw lines to match each root word to the correct suffix to put scoops of ice cream in the cones? Some of the suffixes belong to two or more different root words!



# Sports Day Race!

It's Sports Day! Look at where the children are in the race and then complete the words in the sentences, using the suffix **-er** or **-est**.



1. Steven is fast\_\_\_\_\_ than Amena.
2. Chelsea is fast\_\_\_\_\_ than Steven.
3. Amena is the slow\_\_\_\_\_.
4. Amena is slow\_\_\_\_\_ than Chelsea.
5. Chelsea is the fast\_\_\_\_\_.
6. Steven is slow\_\_\_\_\_ than Chelsea.

# The Sun

The sun gives off different types of energy.

## Do You Know What Types of Energy the Sun Gives Off?

- Invisible infrared heat which makes us feel warm.
- Visible light which we can see.
- Ultraviolet (UV) rays which we can't see or feel on our skin but can damage our skin if we get too much of it.



## Your Skin and UV Rays

Being outside in the sunshine can be great fun, but because of the damage UV rays can do, we need to make sure that we protect our skin from the sun.

## What Kind of Skin Do You Have?

If you've got fair skin, moles or freckles, you'll need to take extra care to protect your skin.



## Sun Safety Code

Spending too much time in the sun can be harmful.

We should all follow a special code, which reminds us how to enjoy the sun while staying safe.

## There Are Five Parts to Remember...


Spend time in the shade between 11 a.m. and 3 p.m.

Make sure you never burn.

Aim to cover up with a hat, T-shirt and sunglasses.

Remember children need to take extra care.

Then use sunscreen of a minimum of SPF 30.



1. **What** are the **different types of energy** the sun gives off? **Tick three.**

- invisible infrared heat
- x-ray vision
- visible light
- ultraviolet (UV) rays

2. People with **which kind of skin** need to take **extra** care in the sun to protect their skin?

---

3. **Why** can spending too much time in the sun be **harmful**? **Tick one.**

- because you can get hot
- because you can catch sun spots
- because you can get hungry
- because of the damage UV rays can do

4. **Between which times in the day** should you spend in the **shade**?

---

5. What are **three** things you should aim to **cover up with in the sun**?

- 1) \_\_\_\_\_
- 2) \_\_\_\_\_
- 3) \_\_\_\_\_

6. **Which** of the five parts of the **Sun Safety Code** do you think is the **most important** and **why**?

---

---

---


---

---



# Rubber Ring Time!

Which rubber ring goes with which child? They can't go swimming without them! Can you draw lines to match the words with the correct child to show if they are singular or plural words? **Singular** means there is just one of something. **Plural** means there is more than one of something. Use the **suffixes** to help you!



# Summer Sentence Opposites!



Choose the correct word from the words in parentheses () and write it on the line to complete each sentence. Remember, adding the prefix **un-** to the beginning of a word changes its meaning to the opposite!

1. My \_\_\_\_\_ (kind/unkind) brother gave me his ice cream when mine fell on the ground.
2. Zara couldn't come to the picnic because she was feeling \_\_\_\_\_. (well/unwell)
3. My mum said I was very \_\_\_\_\_ (helpful/unhelpful) because I helped her pack for our holiday.
4. It makes me so \_\_\_\_\_ (happy/unhappy) that, in the summer, we can play in the park every day.
5. When Sam went on holiday and left his teddy at home, his teddy felt very \_\_\_\_\_. (loved/unloved)
6. I took my \_\_\_\_\_ (grateful/ungrateful) best friend to the seaside with me, and she moaned and complained all day!



# A Summer Word Picnic!

We're going on a summer picnic! Read the words on the food to find out if we want to take them or not. If the food has a real word written on it, draw a line to the picnic basket. If it has a nonsense word written on it, draw a line to the rubbish bin.



# Summer Sentence Dice

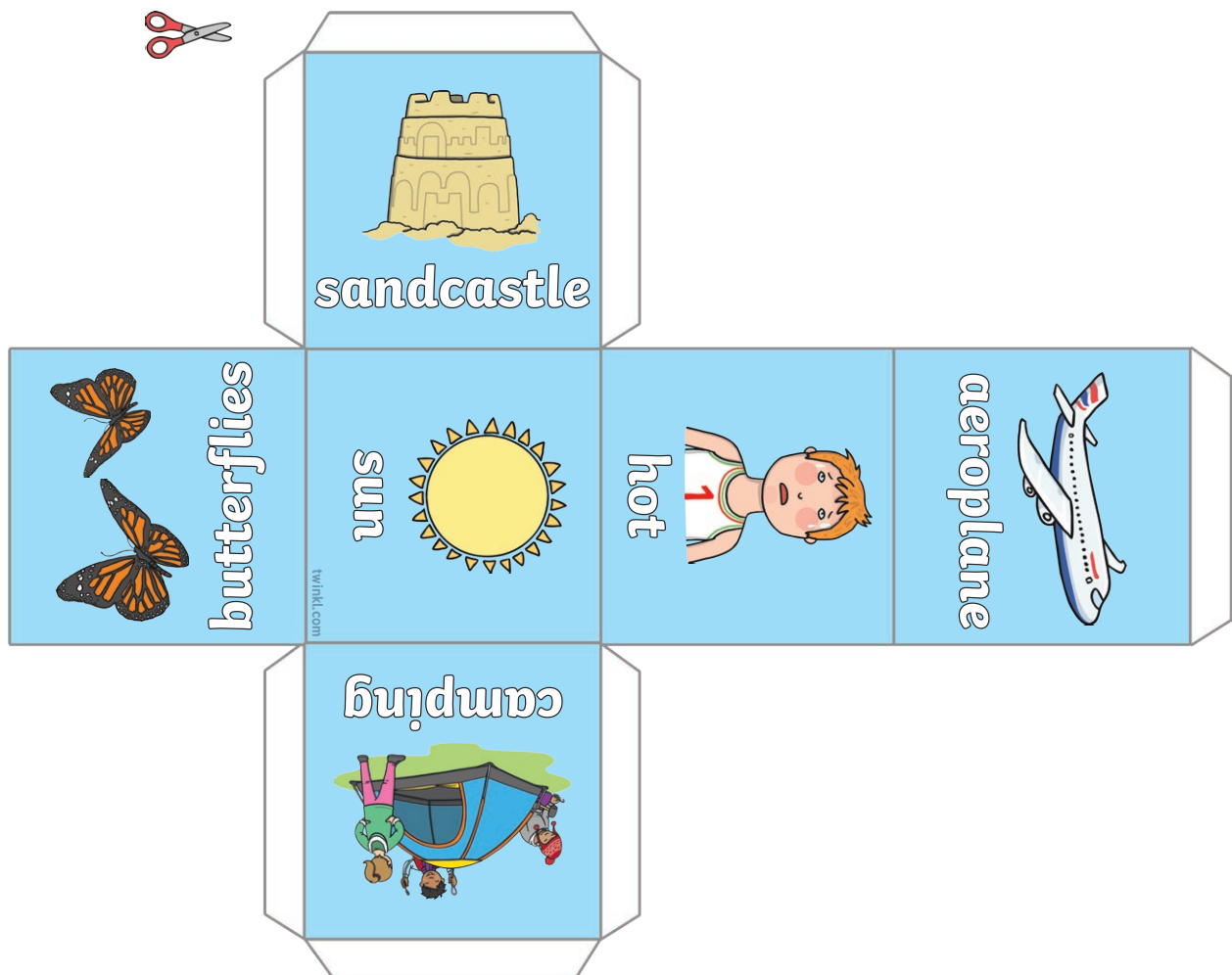
Cut out and stick together your two summer dice. Roll both of the dice together and write a sentence about the word and picture on one of the dice, using the punctuation or word on the other die.

E.g. If you roll the **sun** and **'!'**, you could create this sentence:

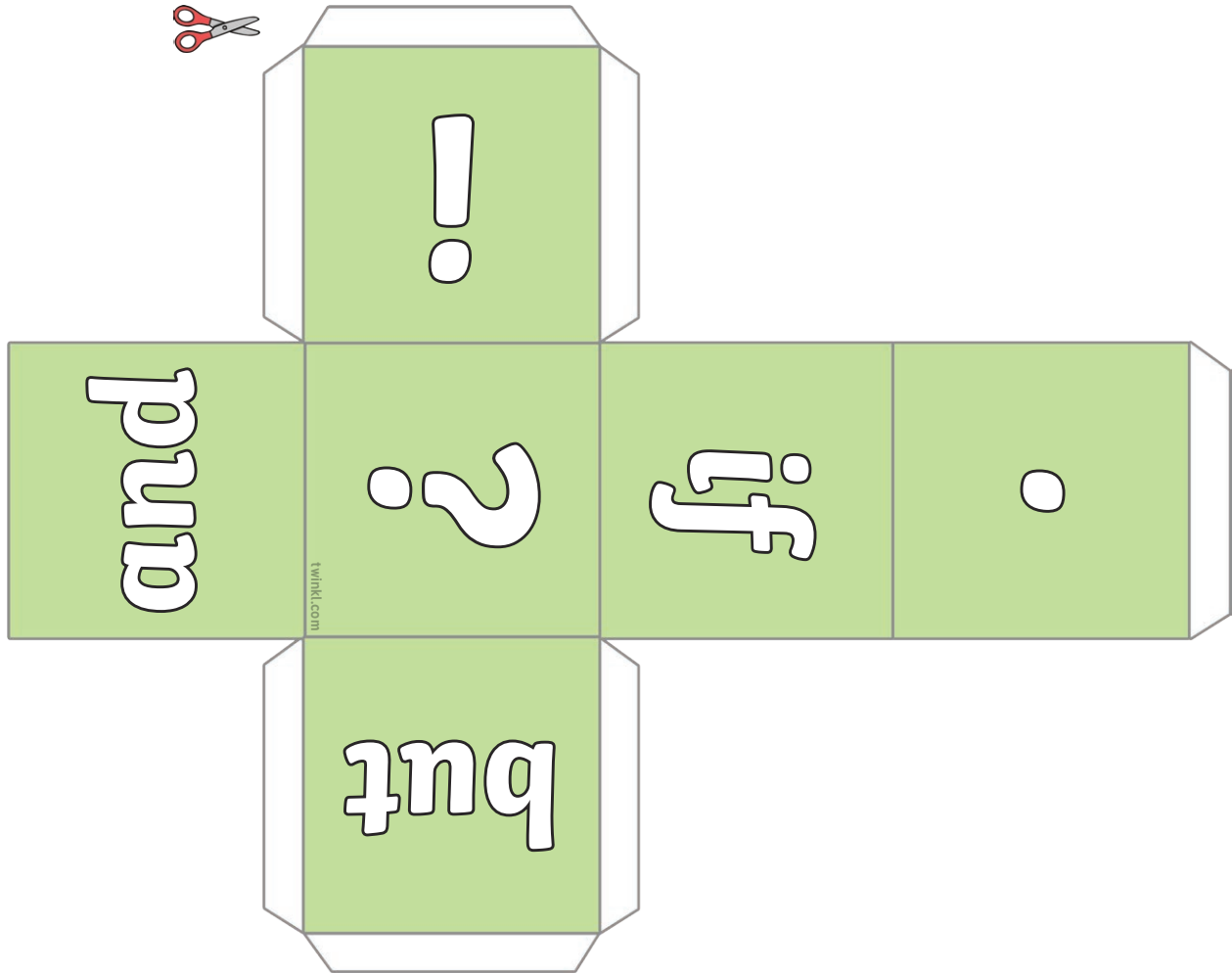
How brightly the **sun** is shining today!

If you roll **barbecue** and **'and'**, you could create this sentence:

At the **barbecue** I ate sausages **and** potato salad.



Summer Sentence Dice





# Reading a Summer Picture



Try and answer these questions using clues from the picture.

1. How do you think the boy in the middle of the picture is feeling?

---

---

2. How do you think the water fight started?

---

---

3. Have you ever had a water fight? Write a description of it or a description of what you imagine it would be like.

---

---

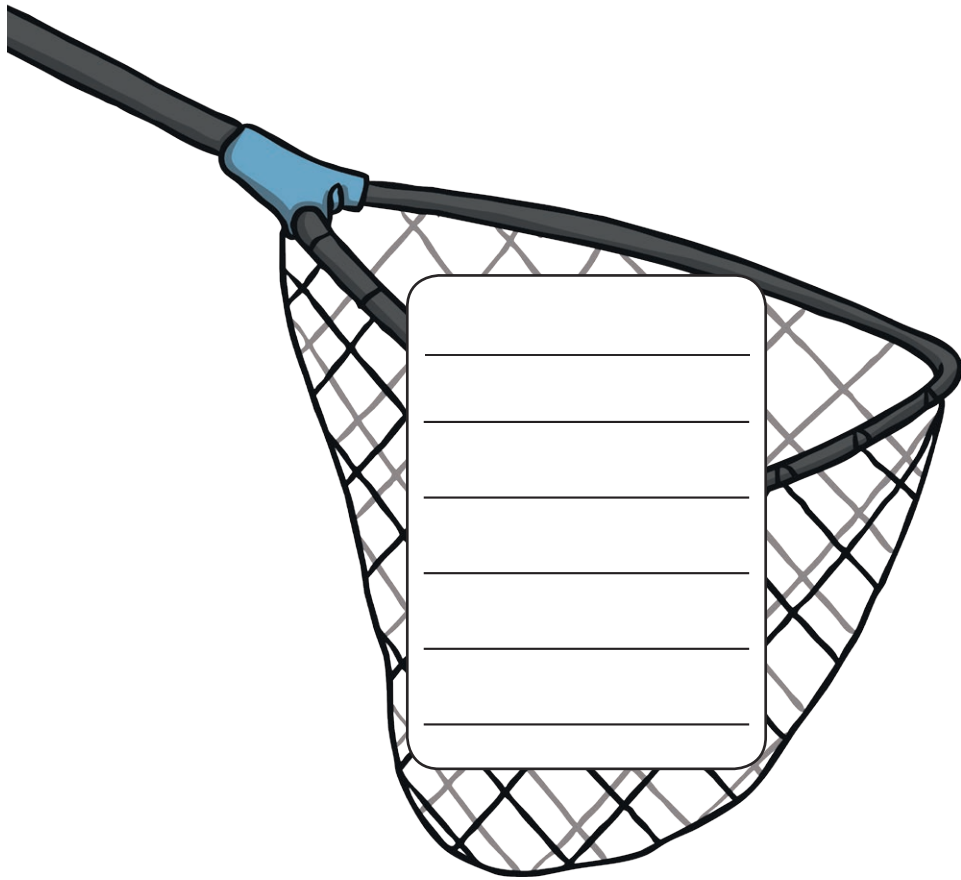
# Butterfly Catching!

Can you blend together the sounds to read the words on the butterflies? This butterfly catcher only wants butterflies with real words on them. Write the real words inside the butterfly net.





# Butterfly Catching!



Can you write one or two sentences using all the words you have collected in your net?

---

---

---

---

---

# Missing Graphemes

Can you find the summer words in the beach ball word search? Fill in the missing digraphs or trigraphs in the words to find the words you are looking for. The digraphs and trigraphs you need are in the sun.



summer f\_\_\_\_

barbec\_\_\_\_

z\_\_\_\_

sunsh\_\_n\_\_

g\_\_den

th\_\_st

dol\_\_in

g\_\_l

J\_\_n\_\_

\_\_gust

c\_\_n\_\_

water f\_\_\_\_t

# Summer Word Search

Use the digraphs and trigraphs from the page before to help you complete the words below. Now find them in the word search.

w a t e r f i g h t d l  
 m n a a u g u s t k o x  
 f c d c g a i u w w l z  
 b z b j u n e q s i p b  
 s u m m e r f a i r h a  
 e f p t h i r s t y i r  
 j q z l q x n p l t n b  
 f x h l q c r a c o n e  
 g a r d e n o f h z h c  
 f w o m k g u z o o c u  
 s u n s h i n e q y w e  
 y t n m w x f v x p o v

summer f\_\_\_\_

barbec\_\_\_\_

z\_\_\_\_

sunsh\_\_n\_\_

g\_\_den

th\_\_st

dol\_\_in

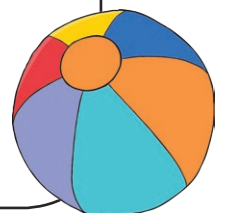
g\_\_l

J\_\_n\_\_

\_\_gust

c\_\_n\_\_

water f\_\_\_\_t




# Silly Summer Postcards!

Can you spot the mistakes in these summer holiday postcards? Check for correct punctuation, spelling and capital letters. Write the postcards out again correctly so that they make sense. There are four mistakes in each postcard.

Dear daniel,

I am having the best time ever in Barbados. There are loads of palm trees and coconuts everywhere I have been swimming in da sea every day and it is as hot as a barth. Wish you were here!

Love from Jayden



To Hardeep,

Are you having a good summer. I am writing to you from sunny, windy cornwall! I have been collecting crabs and shells on the beach. I thought i saw a mermaid in the sea but my dad says it was justa porpoise.

See you soon, your friend, Rosie



---

---

---

---



---

---

---

---

---

---

---

---

---

---

---

---

---

---

---

---

---

---

---

---

---

---

---

---

---

---

---

---

---

---

---

---

---

---

---

---

---

---

---

---

---

---

---

---

---

---

---

---

Dear Dylan,

today I went on the London Eye, saw Big Ben, rode on a big red bus, and had afternoon tea. Can you guess where I am! That's right, London? It is very busy, noisy and exciting here. I think u would love it. See you in September, Li x



---

---

---

---

---

---

---

---

---

---

---

---

---

---

---

---

---

---

---

---

---

---

---

---

---

---

---

---



---

---

---

---

---

---

---

---

---

---

---

---

---

---

---

---

---

---

---

---

---

---

---

---